



### District Report Card: 2017


<b>State:</b> Telangana	<b>District:</b> Medchal-malkajgiri
<b>Class:</b> 3	<b>Subject:</b> Language
<b>Schools:</b> 61	<b>Students:</b> 1197


### Participation/Coverage


#### Students

<div>GENDER</div> <div></div>	Boys			Girls		
	Number		%	Number		%
	548		45.78	649		54.22

<div>AREA</div> <div></div>	Rural			Urban		
	Number		%	Number		%
	484		40.43	713		59.57

<div>CATEGORY</div> <div></div>	SC		ST		OBC		GEN	
	Number	%	Number	%	Number	%	Number	%
	329	27.49	95	7.94	678	56.64	95	7.94

<div>CWSN</div> <div></div>	LD	VI	HI	S&LD	ID	Oth
	1	0	1	1	2	0

<div>Management</div> <div></div>	Government			Government-aided		
	Number		%	Number		%
	1181		98.66	16		1.34

### Average Performance of Students in Language (%)

Overall	Gender		Area		Management		Social Group			
	Male	Female	Rural	Urban	Govt.	Aided	SC	ST	OBC	GEN
69.94	69.64	70.20	68.61	70.85	69.65	91.25	69.24	65.26	71.32	67.23

## Performance on Learning Outcomes (LOs)

Learning Outcomes	Description	Average Performance(%)
L304	Reads small texts with comprehension i.e., identifies main ideas, details, sequence and draws conclusions	69.71
L312	Reads printed scripts on the classroom walls: poems, posters, charts etc.	70.41

Range of Performance of Students who Answered Correctly							
Below 30%		30% - 50%		50% - 75%		Above 75%	
Number	%	Number	%	Number	%	Number	%
57	4.76	182	15.20	422	35.25	536	44.78

### Lowest Performing Learning Outcomes (LOs)

- 1 - Reads small texts with comprehension i.e., identifies main ideas, details, sequence and draws conclusions (69.71)
- 2 - Reads printed scripts on the classroom walls: poems, posters, charts etc. (70.41)